

SDCN021 750x450

Height: 750

Tube \varnothing : 25.4 + 22

Width: 450

Electric element: 75 W


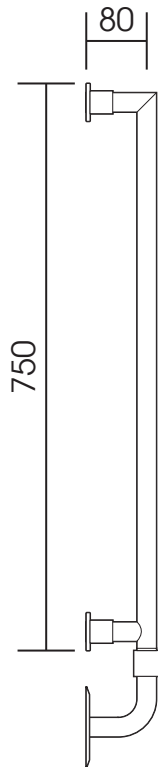
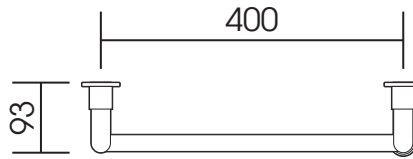
Depth: 93

ALL DIMENSIONS IN MILLIMETRES

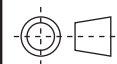
Manufactured from ISO/CEN CuZn30As (BS CZ126) brass tube

mm	inches
750	29.5"
450	17.7"
93	3.7"

700	27.6"
400	15.7"
80	3.1"



ALL MEASUREMENTS ARE NOMINAL DIMENSIONS ONLY, AND ARE NOT BINDING



SCALE 1:10

